



































LEGEND

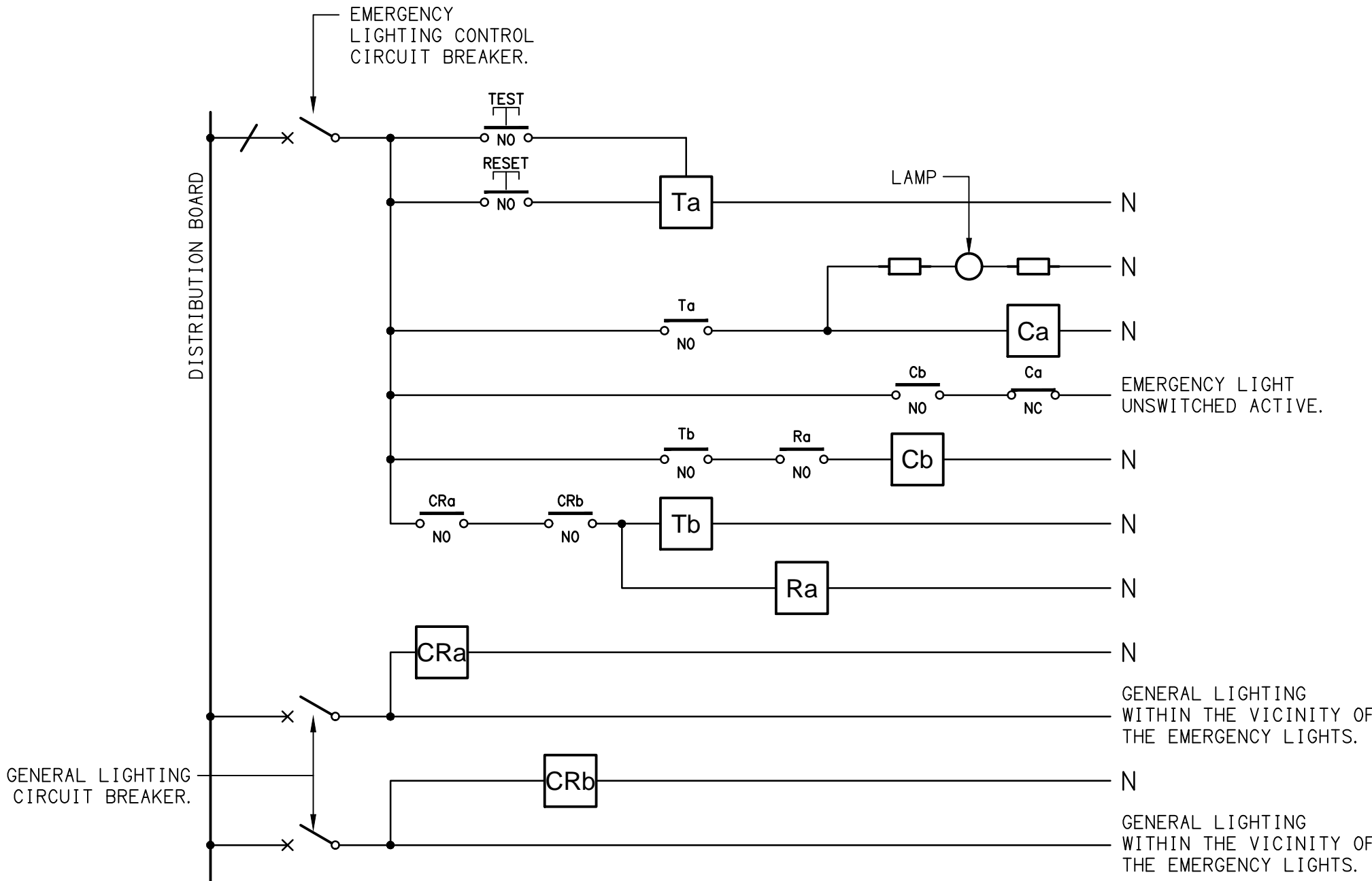
-  ELECTRICAL SERVICES SWITCHBOARD.
-  SWITCHBOARD / CONTROL PANEL NOT PROVIDED AS PART OF THE ELECTRICAL SUBCONTRACT.
-  SINGLE POWER OUTLET.
-  DOUBLE POWER OUTLET.
-  SPECIAL PURPOSE POWER OUTLET.
-  SIGNAGE CONNECTION.
-  SINGLE PHASE ISOLATOR.
-  THREE PHASE ISOLATOR.
-  HAND DRYER CONNECTION.
-  LIGHTING CONTROL SWITCH PANEL, TYPE AS NOTED.
-  LIGHTING CONTROL PRESENCE DETECTOR.
-  CIRCUIT LINE.
-  SWITCH LINE.
-  POWER CIRCUIT DESIGNATION. DENOTES DB AND CIRCUIT.
-  LIGHTING CONTROL CHANNEL REFERENCE.
-  ELECTRICAL EQUIPMENT AS NOTED.
-  RJ45 COMMUNICATIONS OUTLET.
-  FIRE EVACUATION SPEAKER.
-  FIRE INDICATOR PANEL.
-  SMOKE DETECTOR.
-  CONCEALED SMOKE DETECTOR.
-  THERMAL DETECTOR.
-  REFER TO DETAIL NOTED FOR THE AREA SHOWN HATCHED. ADDITIONAL OUTLETS & FITTINGS MAY BE SHOWN ON DETAIL.
-  Sx: LED STRIP LIGHT, TYPE AS NOTED.
-  E1: GENERAL LED EMERGENCY LIGHT.
-  EX: EMERGENCY LED EXIT LIGHT.
-  Lx: LIGHT FITTING C/W NON-MAINTAINED EMERGENCY BATTERY PACK. TYPE AS NOTED.
-  L1: REPLACE EXISTING DINING RECESSED DOWNLIGHT WITH NEW, DIMMABLE.
-  L2: DINING RECESSED DOWNLIGHT, DIMMABLE.
-  L3: HALL RECESSED DOWNLIGHT, DIMMABLE.
-  L4: AMENITY RECESSED DOWNLIGHT, DIMMABLE.
-  L5: DECORATIVE PENDANT, TE DIMMABLE.
-  L6: DECOARTIVE PENDANT, TE DIMMABLE.
-  W1: WALL LIGHT, TE DIMMABLE.

NOTE

ALL ELECTRICAL PENETRATIONS THROUGH THE ROOF SHEETING ARE TO BE IN LINE WITH THE STRUCTURAL OR MECHANICAL SERVICES PENETRATIONS TO AVOID DEDICATED FLASHINGS FOR THE ELECTRICAL SERVICES.

EQUIPMENT:

- TEST - TEST PUSH BUTTON MOUNTED ON THE DISTRIBUTION BOARD ESCUTCHEON.
- RESET - RESET PUSH BUTTON MOUNTED ON THE DISTRIBUTION BOARD ESCUTCHEON.
- LAMP - AMBER TEST INDICATING LAMP MOUNTED ON THE DISTRIBUTION BOARD ESCUTCHEON.
- Ta - ADJUSTABLE 0-3 HOUR TIMED RELAY.
- Tb - 15 MINUTE RUN-ON TIMER TO OPERATE UPON THE RETURN OF MAINS POWER.
- Cx - CONTACTOR x.
- CRx - CONTROL RELAY x.
- Rx - RELAY x.

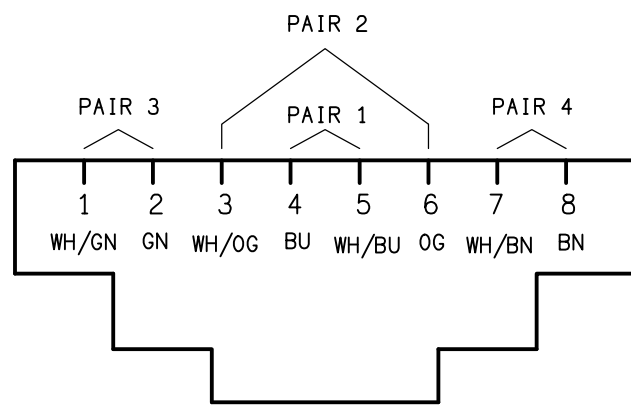


NOTES

1. THE EMERGENCY LIGHT UNSWITCHED ACTIVE / GENERAL LIGHTING SWITCHED ACTIVE CIRCUIT ARRANGEMENT AND CONTROL IS TYPICAL FOR ALL CIRCUITS SUPPLYING EMERGENCY LIGHTS.
2. PROVIDE ADDITIONAL CONTROL RELAYS (CRx) CONFIGURED AS PER CRa AND CRb FOR ALL ADDITIONAL LIGHTING CIRCUITS THAT SUPPLY LIGHTS IN THE VICINITY OF THE EMERGENCY LIGHTS.

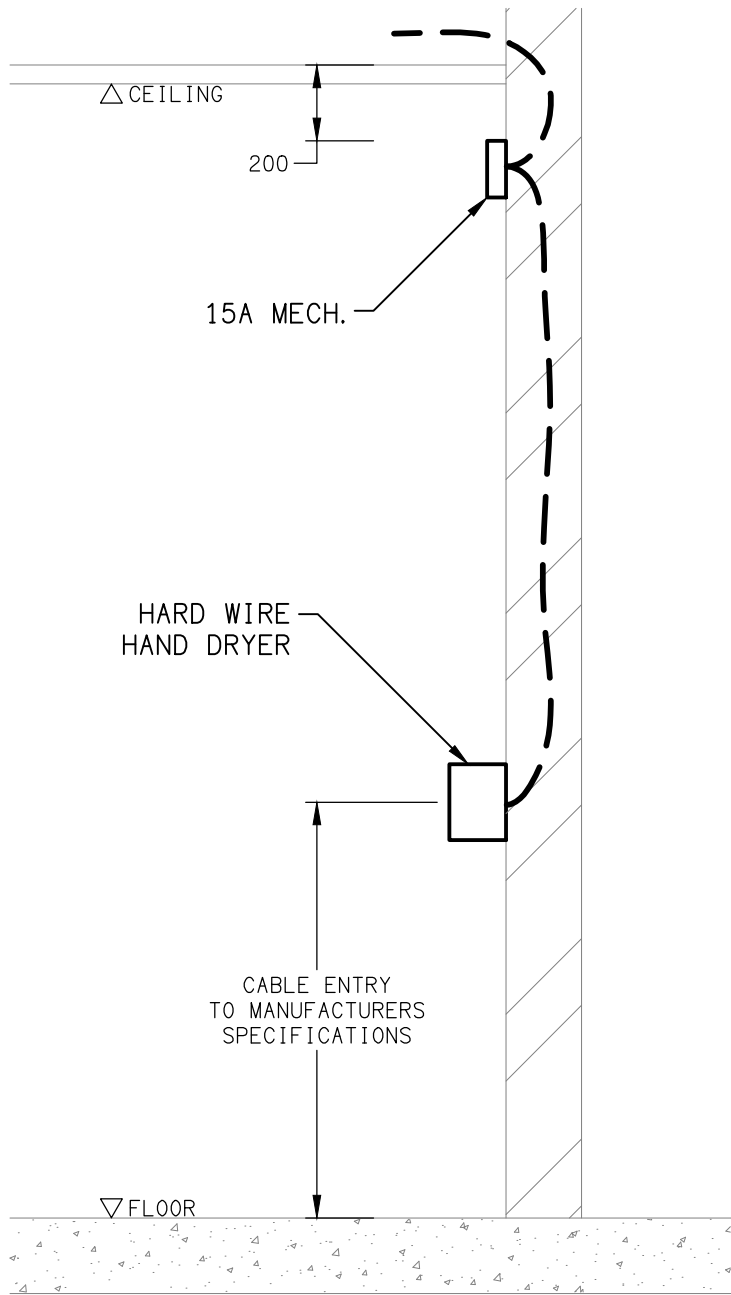
SCHEMATIC

EMERGENCY LIGHTING  
NOT TO SCALE



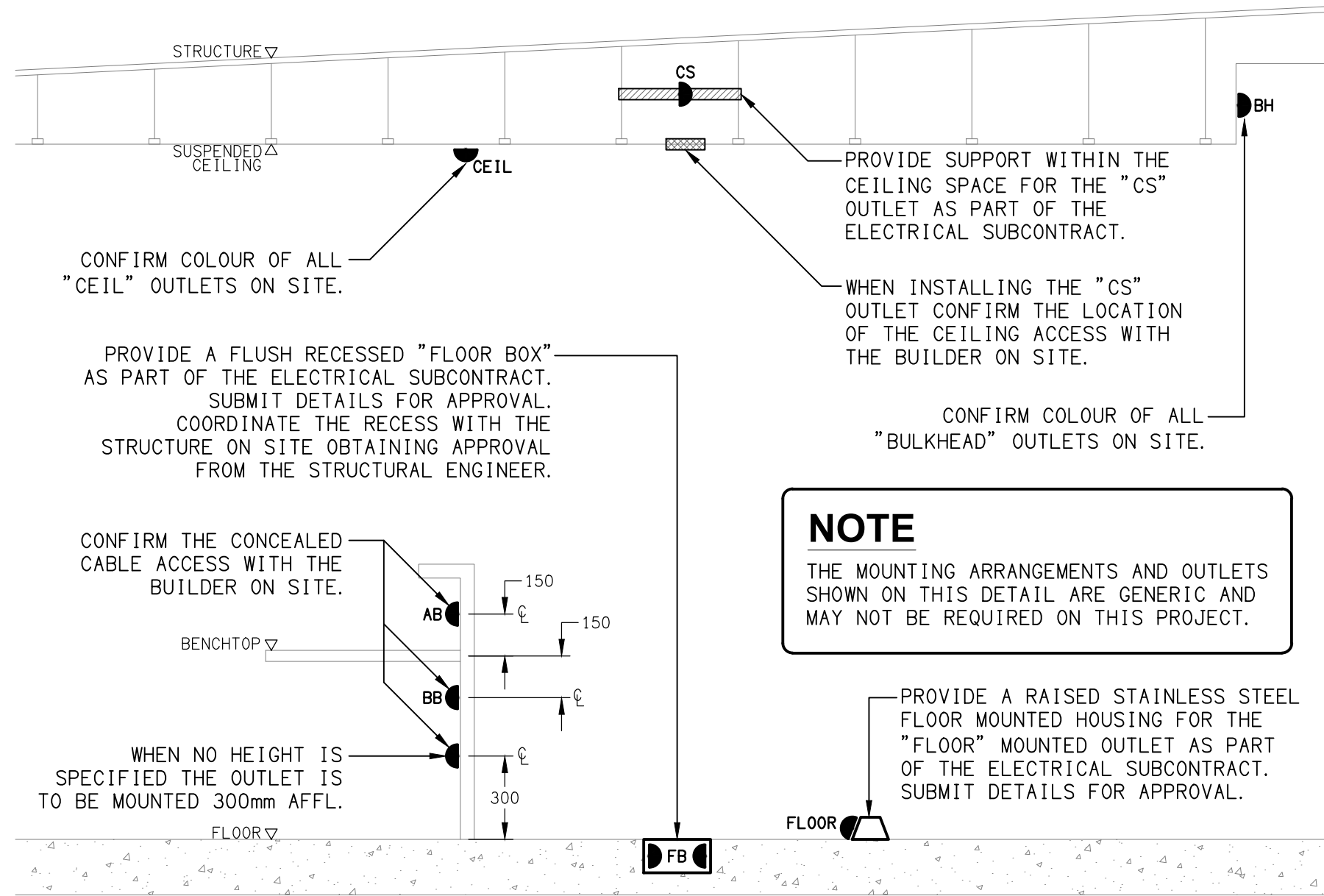
SCHEMATIC

RJ45 PINOUT CONFIGURATION  
NOT TO SCALE



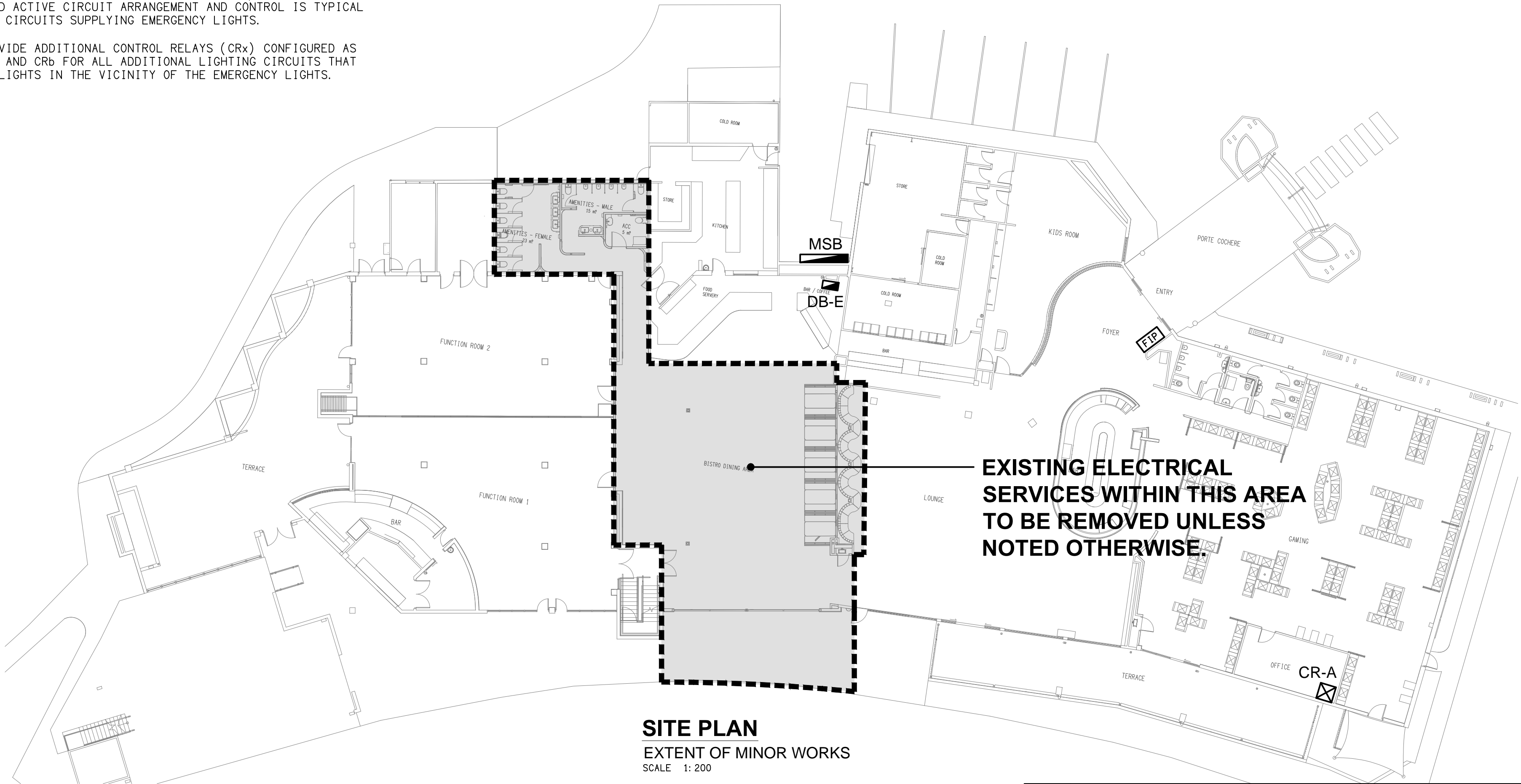
DETAIL

HAND DRYER CONNECTION  
NOT TO SCALE



DETAIL

TYPICAL OUTLET MOUNTINGS  
NOT TO SCALE



EXISTING ELECTRICAL SERVICES WITHIN THIS AREA TO BE REMOVED UNLESS NOTED OTHERWISE

|  |  |  |  |   |
|--|--|--|--|---|
| <div>ELECTRICAL DESIGN GROUP BRISBANE<br/>PTY LTD<br/>ACN 092 710 793</div> <div>TRADING AS:<br/>ELECTRICAL DESIGN GROUP</div> | <div>THE COPYRIGHT OF THIS DRAWING<br/>REMAINS THE PROPERTY OF THE<br/>ELECTRICAL DESIGN GROUP.</div> <div>USE FIGURED DIMENSIONS<br/>IN PREFERENCE TO SCALE.</div> <div>ALL DIMENSIONS TO BE<br/>VERIFIED ONSITE.</div> | <div><div><div><div></div></div><div>ELECTRICAL DESIGN GROUP</div></div><div>ELECTRICAL BUILDING SERVICES CONSULTANTS</div><div>BRISBANE GOLD COAST</div><div>P.O.Box 15, Sherwood Q.4075<br/>Phone: (07) 3278 4375<br/>Email: brisbane@edg.net.au<br/>Web: www.edg.net.au</div></div> | <div>DRAWING:<br/>PROJECT:<br/>VICTORIA POINT SHARKS SPORTING CLUB<br/>MINOR WORKS</div> <div>325 COLBURN AVENUE, VICTORIA POINT, QUEENSLAND</div> | <div>SCALE:<br/>1:200</div> <div>AT A1</div> <div><div>PROJECT NO:<br/>C3615a</div><div>DRAWING NO:<br/>E01</div><div>REVISION:<br/>B</div></div> |
|--|--|--|--|---|